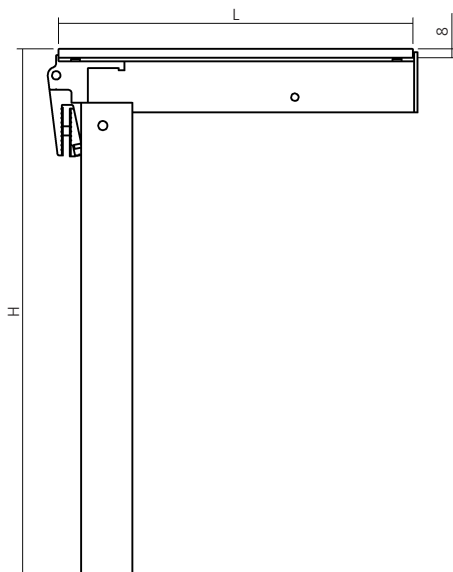
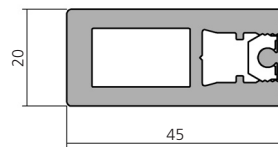


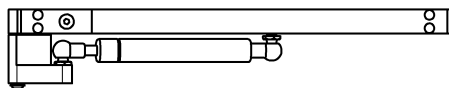
Hebebeslag für senkrechtes Frontglas
max. Frontglasgröße L = 1250 mm H = 700 mm
max. Deckglastiefe T = 400 mm
Öffnungswinkel 165°

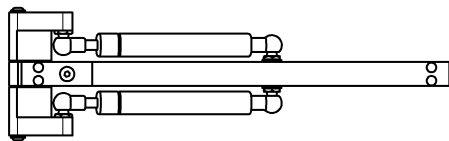
Lifting armature for vertical counter
max. front glass size L = 1250 mm H = 700 mm
max. upper glass size T = 400 mm
opening angle 165°

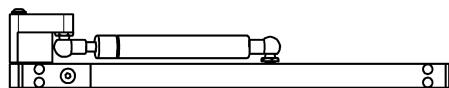
Wir empfehlen ESG-Glas in allen
Thekenaufbauten zu verwenden.

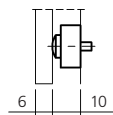
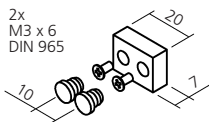
We recommend always toughened
safety glass for all our systems.


 17095
 17036
 22433

 min. Trägerlänge L = 230 mm
 min. bracket length L = 230 mm

 Gasfeder ist nicht im Lieferumfang enthalten.
 Gas ram not included in delivery.

 Stütze links
 Support left

 Abmessungen **26401**
 nach Angabe
 Dimensions
 according
 to indication

 Stütze Mitte
 Support center

 Abmessungen **26403**
 nach Angabe
 Dimensions
 according
 to indication

 Stütze rechts
 Support right

 Abmessungen **26402**
 nach Angabe
 Dimensions
 according
 to indication

 Glasanschlag für senkrechte Scheibe
 Glass stop for vertical pane

26517
