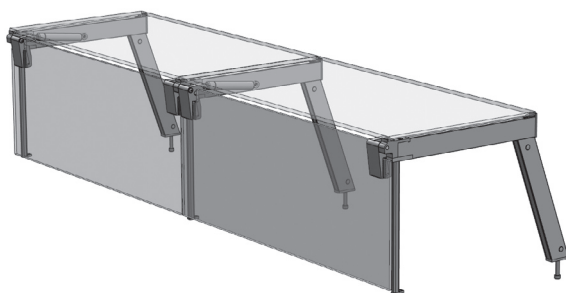


Beleuchtung und Zubehör siehe System 460, 470  
Lighting and accessories find at system 460, 470  
Stütze und Zubehör siehe System 414  
Support and accessories find at system 414

Darstellung  
Image **40%**



Hebebeschlag für senkrechtes Frontglas  
max. Frontglasgröße L = 1250 mm H = 600 mm  
max. Deckglastiefe T = 450 mm  
Öffnungswinkel 165°

Lifting armature for vertical counter  
max. front glass size L = 1250 mm H = 600 mm  
max. upper glass size T = 450 mm  
opening angle 165°

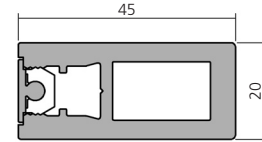
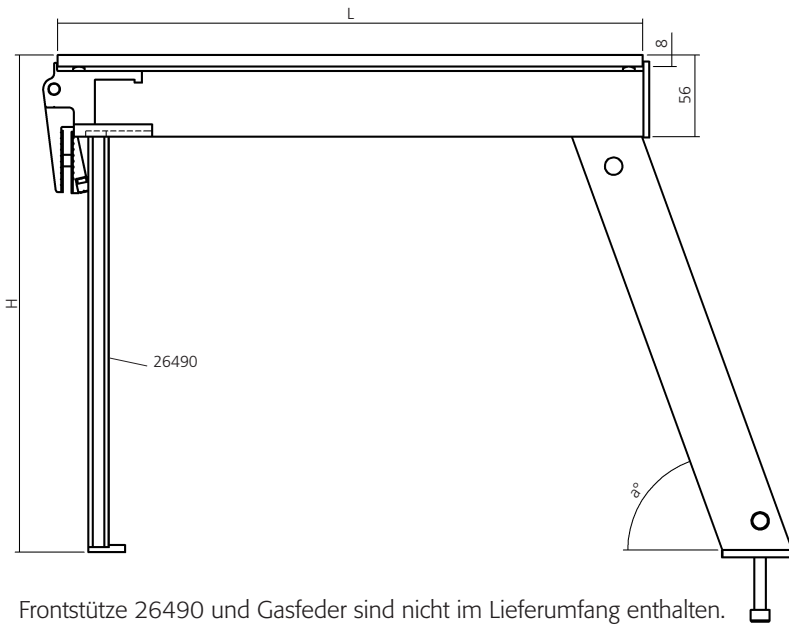
Wir empfehlen ESG-Glas in allen  
Thekenaufbauten zu verwenden.

We recommend always toughened  
safety glass for all our systems.



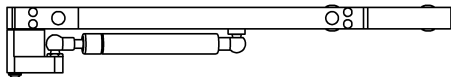
Hebebeschlag  
Lifting armature

# 336



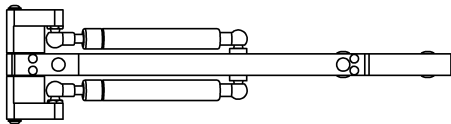
17095  
17036  
22433

Frontstütze 26490 und Gasfeder sind nicht im Lieferumfang enthalten.  
Front support 26490 and gas ram not included in delivery.



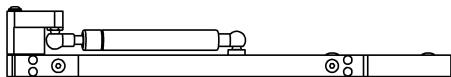
Stütze links  
Support left

Abmessungen **26480**  
nach Angabe  
Dimensions  
according  
to indication



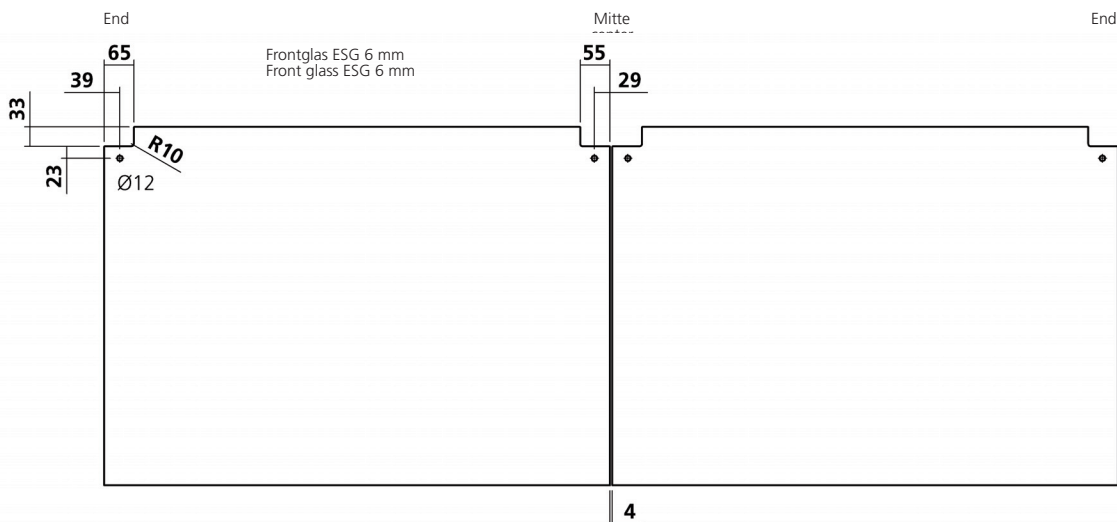
Stütze Mitte  
Support center

Abmessungen **26482**  
nach Angabe  
Dimensions  
according  
to indication



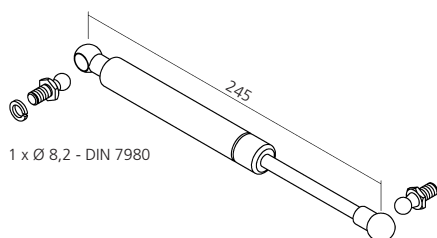
Stütze rechts  
Support right

Abmessungen **26481**  
nach Angabe  
Dimensions  
according  
to indication

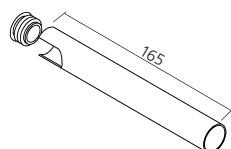


Hebebeschlag  
 Lifting armature

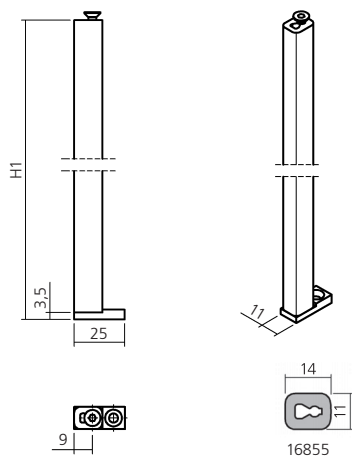
# 336



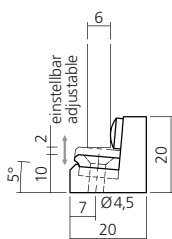
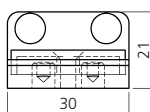
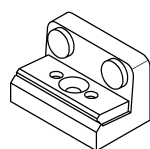
Gasfeder – Hydrolift	100 N	<b>26004</b>
Gas ram – Hydrolift	200 N	<b>26005</b>
	300 N	<b>26006</b>
	400 N	<b>26007</b>
	500 N	<b>26008</b>
	750 N	<b>26009</b>
	800 N	<b>26019</b>



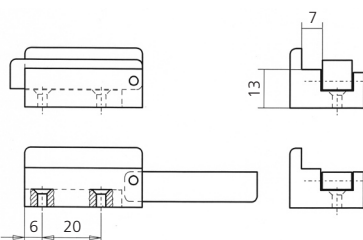
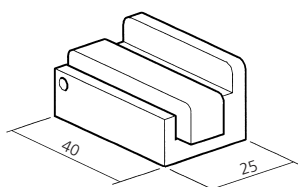
Abdeckrohr für Gasfeder	<b>26015</b>
Gas ram cover	



Frontstütze	H1 nach Angabe	<b>26490</b>
Front support	H1 according to indication	



Anschlag einstellbar für Frontglas	<b>25257</b>
End stop adjustable for front glass	



Anschlag für Frontglas mit Verriegelung	<b>20090</b>
End stop for front glass with lock	