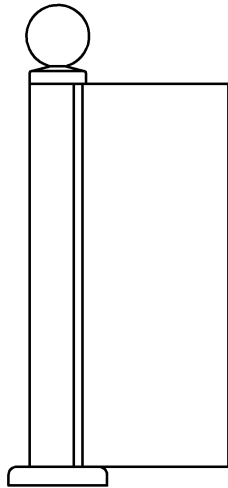





Glasstützenprogramm
Glass support program

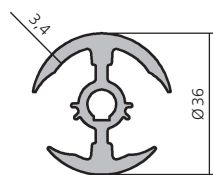
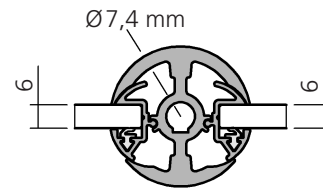
424



Zubehör siehe System 422
Accessories find at system 422



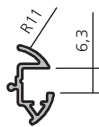
einstellbar 90° - 180°
adjustable 90° - 180°



Glasstützenprofil, Aluminium
Glass support profile

6000 mm

17057



Drehprofil, Aluminium
Revolving profile


6000 mm

17058



Dichtungsgummi, EPDM schwarz
Sealing rubber, EPDM black

22004



Abdeckprofil, Aluminium
Covering profile

6000 mm

11721

