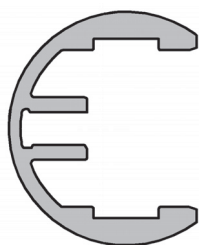
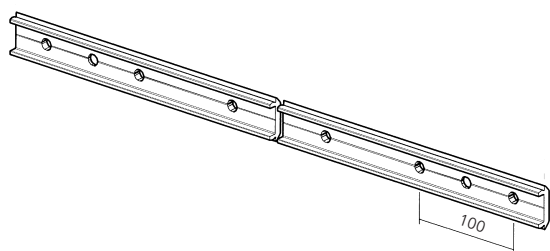

 Darstellung  
 Image 50%

 Rohrprofil, Aluminium  
 Tube profile

6000 mm

**16873**
 Abdeckprofil, Aluminium  
 Covering profile

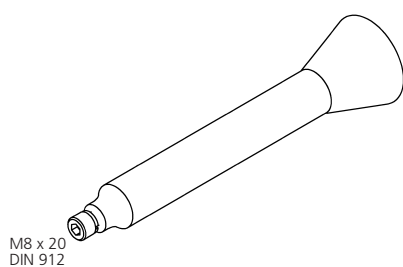
6000 mm

**16874**
 Abdeckprofil, Aluminium  
 Covering profile

6000 mm

**56874**
 Bohrabstand  
 Bore distance  
 100 mm

 Schraube M5 x 25 DIN 7991  
 alle 400 mm  
 Screw M5x25 DIN 7991  
 each 400 mm

 VPE 25  
 PU 25
**SC007**
 M8 x 20  
 DIN 912

 Wandbefestigung, Aluminium  
 Wall fixing

150 mm

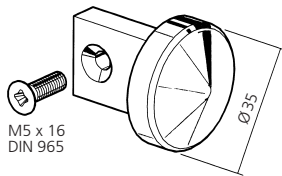
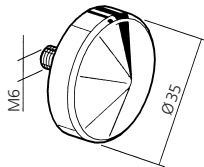
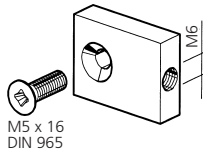
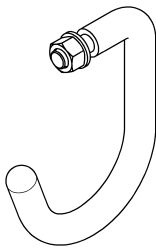
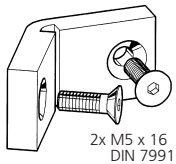
**43020**

200 mm

**43021**

Formatschienen 30  
 Hanging rails 30

# 620


 Endstück komplett, Aluminium  
 End fitting complete
**43026**
 Endstück, Aluminium  
 End fitting
**43027**
 Befestigung, Aluminium  
 Fastening
**43028**
 Haken, Edelstahl  
 Hook, stainless steel
**43017**
 Eckverbinder, Aluminium  
 Corner connection

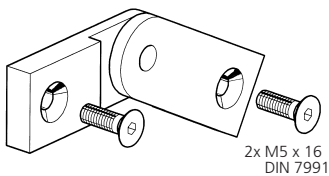
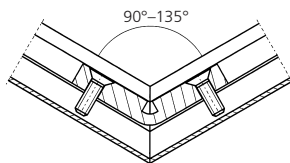
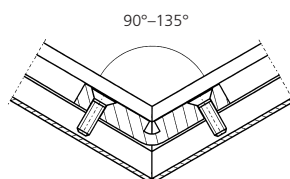
90°

**43022**

120°

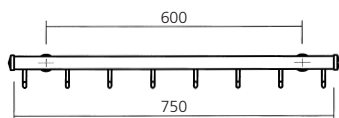
**43023**

135°

**43024**
 Verbinder, Aluminium  
 Connection
**43025**

Formatschienen 30  
Hanging rails 30

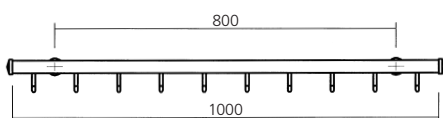
# 620



max. Belastung 50 kg/m  
max. load 50 kg/m

Fleischgehänge, gerade  
komplett montiert  
mit Wandhalter 150 mm  
Meat rack, straight  
completely assembled  
with wall support 150 mm

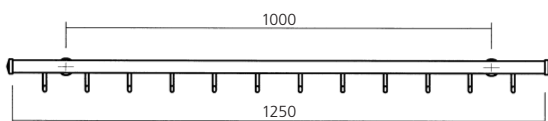
**43052**



max. Belastung 50 kg/m  
max. load 50 kg/m

Fleischgehänge, gerade  
komplett montiert  
mit Wandhalter 150 mm  
Meat rack, straight  
completely assembled  
with wall support 150 mm

**43053**



max. Belastung 50 kg/m  
max. load 50 kg/m

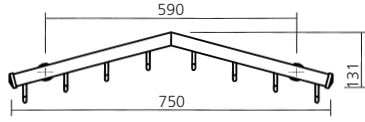
Fleischgehänge, gerade  
komplett montiert  
mit Wandhalter 150 mm  
Meat rack, straight  
completely assembled  
with wall support 150 mm

**43054**



Formatschiene 30  
Hanging rails 30

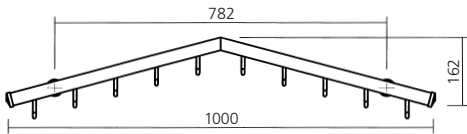
# 620



max. Belastung 50 kg/m  
max. load 50 kg/m

Fleischgehänge, abgewinkelt  
komplett montiert  
mit Wandhalter 150 mm  
Meat rack, angular  
completely assembled  
with wall support 150 mm

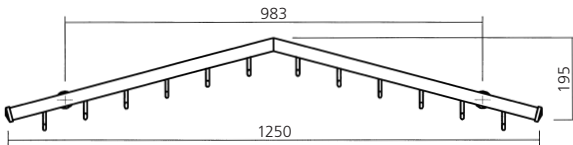
**43059**



max. Belastung 50 kg/m  
max. load 50 kg/m

Fleischgehänge, abgewinkelt  
komplett montiert  
mit Wandhalter 150 mm  
Meat rack, angular  
completely assembled  
with wall support 150 mm

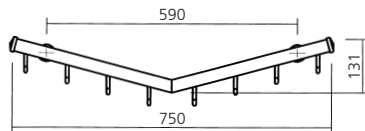
**43060**



max. Belastung 50 kg/m  
max. load 50 kg/m

Fleischgehänge, abgewinkelt  
komplett montiert  
mit Wandhalter 150 mm  
Meat rack, angular  
completely assembled  
with wall support 150 mm

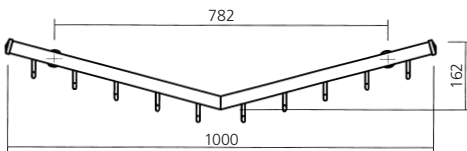
**43061**



max. Belastung 50 kg/m  
max. load 50 kg/m

Fleischgehänge, abgewinkelt  
komplett montiert  
mit Wandhalter 150 mm  
Meat rack, angular  
completely assembled  
with wall support 150 mm

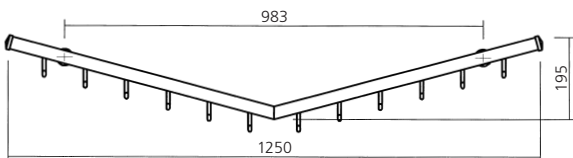
**43078**



max. Belastung 50 kg/m  
max. load 50 kg/m

Fleischgehänge, abgewinkelt  
komplett montiert  
mit Wandhalter 150 mm  
Meat rack, angular  
completely assembled  
with wall support 150 mm

**43079**



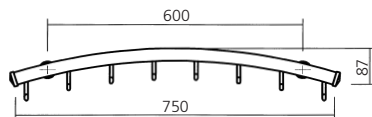
max. Belastung 50 kg/m  
max. load 50 kg/m

Fleischgehänge, abgewinkelt  
komplett montiert  
mit Wandhalter 150 mm  
Meat rack, angular  
completely assembled  
with wall support 150 mm

**43080**

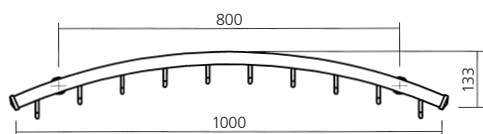
Formatschienen 30  
 Hanging rails 30

# 620


 max. Belastung 50 kg/m  
 max. load 50 kg/m

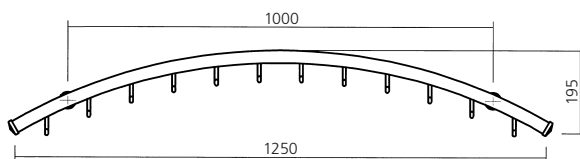
 Fleischgehänge, gebogen  
 komplett montiert  
 mit Wandhalter 150 mm  
 Meat rack, bent  
 completely assembled  
 with wall support 150 mm

43065


 max. Belastung 50 kg/m  
 max. load 50 kg/m

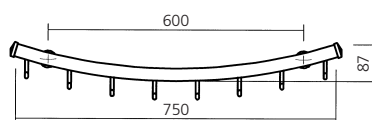
 Fleischgehänge, gebogen  
 komplett montiert  
 mit Wandhalter 150 mm  
 Meat rack, bent  
 completely assembled  
 with wall support 150 mm

43066


 max. Belastung 50 kg/m  
 max. load 50 kg/m

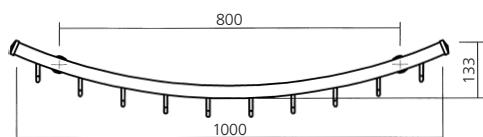
 Fleischgehänge, gebogen  
 komplett montiert  
 mit Wandhalter 150 mm  
 Meat rack, bent  
 completely assembled  
 with wall support 150 mm

43067


 max. Belastung 50 kg/m  
 max. load 50 kg/m

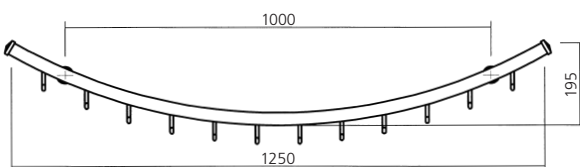
 Fleischgehänge, gebogen  
 komplett montiert  
 mit Wandhalter 150 mm  
 Meat rack, bent  
 completely assembled  
 with wall support 150 mm

43084


 max. Belastung 50 kg/m  
 max. load 50 kg/m

 Fleischgehänge, gebogen  
 komplett montiert  
 mit Wandhalter 150 mm  
 Meat rack, bent  
 completely assembled  
 with wall support 150 mm

43085

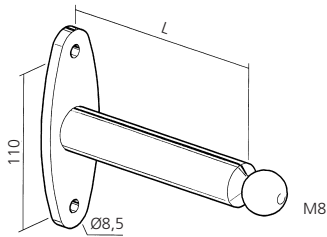

 max. Belastung 50 kg/m  
 max. load 50 kg/m

 Fleischgehänge, gebogen  
 komplett montiert  
 mit Wandhalter 150 mm  
 Meat rack, bent  
 completely assembled  
 with wall support 150 mm

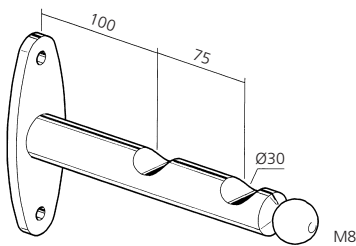
43086

Formatschienen 30  
 Hanging rails 30

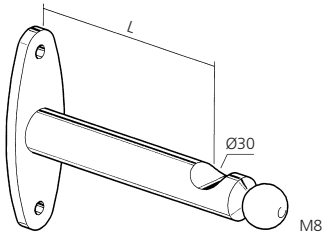
# 620



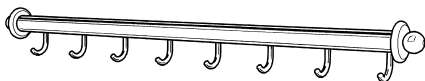
Wandhalter, Aluminium	100 mm	<b>43090</b>
Wall support	150 mm	<b>43071</b>
	200 mm	<b>43072</b>



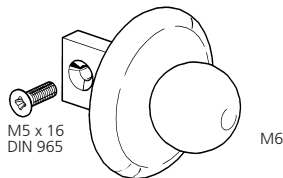
Wandhalter mit Auflage, Aluminium		<b>43073</b>
Wall support with seat		



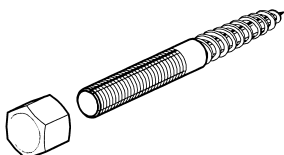
Wandhalter, Aluminium	100 mm	<b>43074</b>
Wall support	150 mm	<b>43075</b>
	200 mm	<b>43076</b>



Formatschiene komplett	750 mm	<b>43091</b>
mit Haken und Kugelabschluss	1000 mm	<b>43092</b>
Hanging rail complete	1250 mm	<b>43093</b>
with hooks and ball end caps		



Kugelabschluss		<b>43077</b>
Ball end cap		



Befestigung für Wandhalter		
Fastening for wall support		
Stockschraube M8x80		<b>45170</b>
Hanger bolt M8x80		
Hutmutter M8		<b>45151</b>
Cap nut M8		